



9D-16 Exterior Parts:


5) Disconnect the lead wire couplers.



IE31J1940029-01




IE31J1940030-01



IE31J1940031-02

1. Low beam headlight coupler	4. Position light coupler
2. Right turn signal light coupler	5. Left turn signal light coupler
3. High beam headlight coupler	6. Horn coupler

6) Remove the cowling brace (1).



IE31J1940032-02

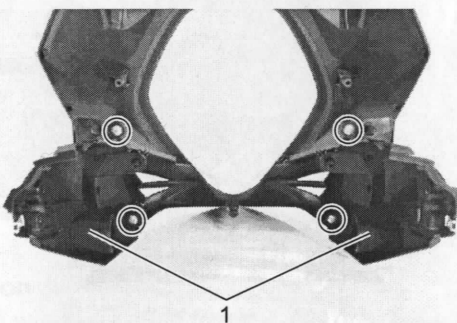
2. Hooked point

7) Remove the wiring harness from cowling brace.
☞ (Page 9A-7)

8) Remove the headlight. ☞ (Page 9B-3)

9) Remove the front turn signal lights. ☞ (Page 9B-9)

10) Remove the front side covers (1).



IE31J1940033-01

11) Remove the lower body cowling (1).



IE31J1940034-01